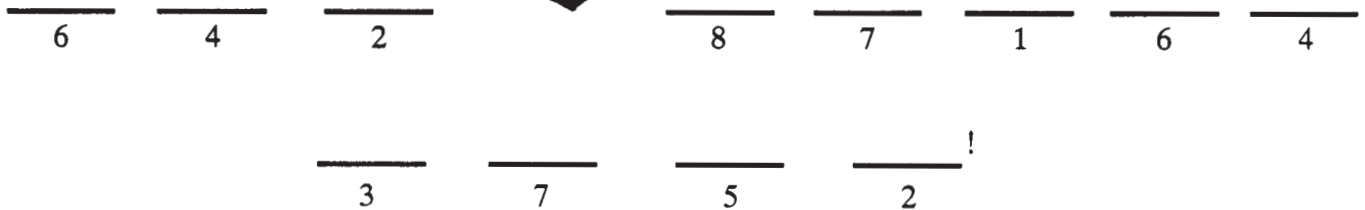




Table of Contents

Introduction	3
<i>Night Tree</i> by Eve Bunting (Harcourt Brace Jovanovich, 1991)	5
<i>(Available in Canada and the U.K. from H.B.J.)</i>	
Summary—Sample Plan—Overview of Activities—Making a Big Book with Story Sequence Strips—Color the Tree—Tagging Christmas Trees—Where Do Christmas Trees Come From?—Map of North America—Stand Up Christmas Trees—Popcorn Trees	
<i>The Wild Christmas Reindeer</i> by Jan Brett (G. P. Putnam’s Sons, 1990)	17
<i>(Available in Canada from G.P. Putnam’s Sons)</i>	
Summary—Sample Plan—Overview of Activities—Making Big and Little Books—Little Book—How to Make Finger Puppets—Puppet Theater—Writing a Puppet Play—Finger Puppet Math—Finger Puppet Patterns—Science Experiment with Water and Ice—How Does Water Change to Ice?—Reindeer Sandwiches	
<i>The Polar Express</i> by Chris Van Allsburg (Houghton Mifflin, 1985)	29
<i>(Available in Canada from Thomas Allen and Son and in the U.K. from Anderson Press)</i>	
Summary—Sample Plan—Overview of Activities—Where Was the Polar Express Going?— Trip to the North Pole—Shape Train—Train Station—Tickets Please—Ticket Agent Hat— Pennies—Help Santa—Star Mobile—Santa Claus Door Knob Ornament	
Poetry	42
Christmas Couplets—Christmas Riddles	
Across the Curriculum	44
Language Arts:	What Do Animals Eat?—Place the Ornaments—Help Teeka Find the Wild Reindeer—Popcorn Ball Race—Christmas Dinner Tips Over— Pantomime—Christmas Items Twenty Questions—Find the Hidden Alphabet—Journal Writing Ideas
Math:	Christmas Tree Math—Candy Cane Patterns—Oral Math Problems— Reindeer Antler Math—Reindeer Picture—Connect the Dots
Science:	Animal Habitats—Wildlife Concentration—Wildlife Bingo—Animal Cards—Winter Weather Experiments
Art & Music:	Pop-Up Christmas Place Cards—Stained Glass Christmas Tree— Christmas Paper Crackers—Reindeer Antler Hat Pattern—Triangle Reindeer—Paper Tube Kazoo—Triangle Santa—Christmas Placemats— Pop-Up Christmas Card—Songs: “You Are My Reindeer”—“Let’s All Decorate the Night Tree”—“The Wheels on the Train”—Movement
Life Skills:	Banana Malted Milkshakes—Fox Sandwiches—Luscious Christmas Lollipops—Christmas Popsicles—Going to the North Pole Board Game
Culminating Activities	75
Class Pillow—Going to the North Pole Board Game	
Unit Management	78
Letter to Parents—December Clip Art	
Bibliography	80

Where Was the Polar Express Going?

1. Find the smoke puff's message.
2. Color.



Challenge: Make up your own secret code to exchange messages with a friend.

Santa Claus Door Knob Ornament

Materials: pattern on this page copied on red construction paper; scissors; black crayon; white crayon or white chalk; white cotton balls (1 per student)

Directions: Decorate the Santa Claus with white chalk or white crayon and black crayon. Cut out the figure by cutting up through the center and cutting out the circle. This is the part that will fit over the door knob. Add a cotton ball on the top of Santa's hat. Children love to hang this on a door knob and look at it!

