

Table of Contents

Introduction	4
Language Arts	
The Alphabet	5
Phonics	8
Initial Sounds: Consonants—Initial Sounds: Short Vowels—Initial Sounds: Long Vowels— Initial Sounds: Consonant Blends—Initial Sounds: Diagraphs	
Phonemic Awareness	45
Initial Sounds—Medial Sounds—Final Sounds—Word Families—Final Sounds and Rhyming Words	
Spelling	61
Compound Words—Contractions	
Grammar and Usage	67
Capitalization—Punctuation—Parts of Speech—Word Endings—Homophones, Synonyms, Antonyms	
Reading Skills	86
Alphabetization—Sight Words—Context Clues—Comprehension—Sequencing	
Writing	110
Completing Sentences—Writing Sentences	
Math	
Numbers	125
Numbers 1–20—Numbers 1–100—Counting by 2, 5, and 10—Number Names— One More, One Less—Greater Than, Less Than, Equal to—Place Value—Number Graphs	
Addition	161
Adding One-Digit Numbers—Adding Three One-Digit Numbers—Adding Two-Digit Numbers (no regrouping)—Adding Two-Digit Numbers with Regrouping	
Subtraction	177
Subtracting One-Digit Numbers—Subtracting Two-Digit Numbers (no regrouping)	
Mixed Practice	187
Money	192
Measurement	196
Size—Inches—Centimeters—Time (hour and half hour)	
Geometry	204
Shapes—Symmetry	
Directions and Patterns	208
Fractions	213
Problem Solving (Word Problems)	215

Table of Contents *(cont.)*

Social Studies

Transportation	221
Homes	224
Careers	227
City/Country	228
Sense of Time	229
Holidays and Symbols	230
Maps	232
Social Skills	240

Science/Health/Safety

Life Science	242
Animals—Plants	
Earth Science	254
Sun, Moon, Stars—Weather—Environment	
Physical Science	261
Magnets—Sink/Float—Solids, Liquids, Gases	
Health and Safety	267
Dental Care—Safety	

The Arts

Visual Art/Color	274
Music/Sound	279













Critical Thinking/Logic

Logic	281
Does Not Belong—Analogies—Categories—Logic Problems	
Visual Discrimination	291
Following Directions	293

Answer Key	298
-------------------------	-----

Sequencing Pictures

Indicate the correct order of the pictures in each row by putting a 1, 2, or 3 in each circle.

What Comes Next?

Look at each row of buttons. Decide what comes next and draw it in the space.

