


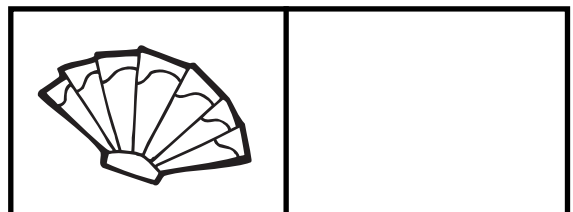





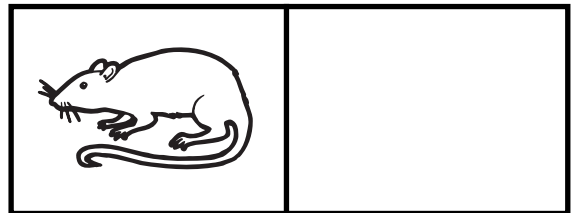



Table of Contents


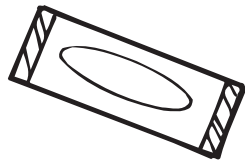


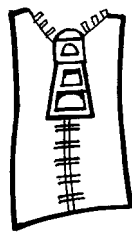


Introduction	3
Standards	4
Phonemic Awareness	7
Phonemic Awareness Assessment	10
Phoneme Isolation	13
Phoneme Identity	17
Phoneme Categorization	24
Phoneme Blending	27
Phoneme Segmentation	28
Phoneme Deletion	32
Phoneme Addition	33
Phoneme Substitution	35
Phonics	40
Letter/Sound Assessment	41
Letter/Sound Activities	45
Multi-Sensory Activities	49
Alphabet Cards	52
Clothespin Games	59
Egg Carton Games	65
Activity Sheets	68
Fluency	79
Reading Aloud	80
Reading at Home	85
Group Division	93
Echo Reading	108
Songs	109
Tape-Assisted Reading	110
Partner Reading	110
Readers Theater	111
Vocabulary	121
Developing Vocabulary	122
Selecting Vocabulary Words	138
Teaching Vocabulary	141
Comprehension	154
Thinking Aloud	155
Graphic Organizers	155
Stop and Predict	161
Summarizing	163
Activity Sheets	166
Answer Key	175

Begins the Same

Directions: Cut out the picture cards at the bottom of the page. Glue each picture card next to the picture that begins with the same sound.



Clothespin Game



Teacher Note: Label each clothespin with the letter corresponding to each picture. The clothespin for the letter “q” will need to state “qu.”

Short Aa

Directions: Read each word. Draw a picture to go with the word. Write each word on the line.

sack

rat

van

hand

cap

crab

mad

jam