

Table of Contents

Introduction

Culture

Holiday Riddler (*understands the reasons that Americans celebrate certain national holidays*) 4

History

Monumental Bingo (*knows why important buildings, statues, monuments, and symbols are tied with state and national history*) 15

A Timeline of Events (*knows how to develop picture timelines and identifies beginning, middle, and end of historical stories*) 27

- Pilgrims
- Christopher Columbus
- George Washington
- Abraham Lincoln
- Martin Luther King, Jr.

Face to Facts (*identifies key figures and the roles they played in national history*) 43

- Susan B. Anthony
- Harriet Tubman
- Rosa Parks
- Pocahontas
- Christopher Columbus
- Martin Luther King, Jr.
- George Washington
- Abraham Lincoln
- Johnny Appleseed

Ingenious Inventors Match (*understands major discoveries in science and technology and the major scientists and inventors responsible for them*) 71

Now or Long Ago? (*compares items from now and long ago*) 81

Sociopolitics

Scenarios (*understands the importance for rules and discovers the reasons for them; understands that when rules are not followed, consequences will follow*) 87

Let's Take a Vote (*understands how the political system of the U.S. operates and provides opportunity for participation*) 93

Economy

Transportation Classification (*understands the many types of transportation used to move people and products*) 103

Corny or Bananas? (*locates the origin of food items found in the local stores by tracing their routes from place of origin*) 109

Can't Do Without You (*understands the effects of specialization and interdependence of people*) . 117

Geography

Magnificent Maps (*knows how to use a map key to interpret symbols and cardinal directions to locate places*) 137

- Classroom
- School
- Neighborhood
- Community

What a Wonderful World! (*names and locates continents, countries in North America, oceans, and the United States*) 147

- North America
- World
- United States

Valuable Vocabulary (*recognizes basic geographical terms, such as desert, hill, etc.*) 165

A Timeline of Events



Skill

- ★ knows how to develop picture time lines
- ★ knows how to identify the beginning, middle, and end of historical stories

Student Grouping

- ★ independent
- ★ small group
- ★ partners
- ★ large group

Materials

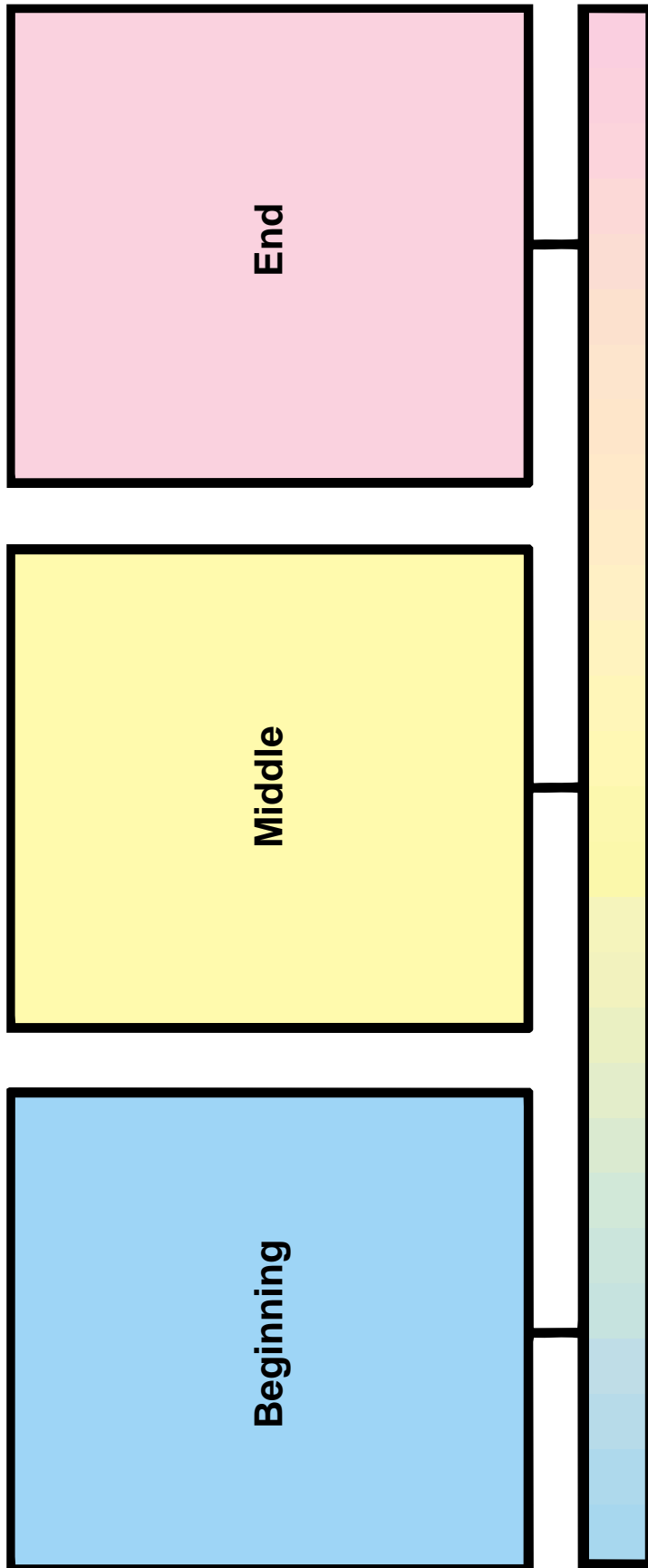
- ★ Copy the three-event timeline (page 29) or five-event timeline (page 31) for each student.
- ★ Copy the appropriate set of event cards (Pilgrims—page 33, Christopher Columbus—page 35, George Washington—page 37, Abraham Lincoln—page 39, or Martin Luther King, Jr.—page 41) for each student. (*Note:* If students are using the three-event timeline, tell them to cut off and discard the bottom portion of their event card page. Tell them they will only be working with the top three cards.)

Directions

1. Give students the appropriate blank timeline (three-event timeline or five-event timeline). Tell them to make note of the words in the box, such as *beginning* or *first*.
2. Give students the appropriate set of event cards (Pilgrims, Christopher Columbus, George Washington, Abraham Lincoln, or Martin Luther King, Jr.).
3. Tell students that they are to place the event cards in the correct place on the timeline starting with the first event that occurred.
4. Read the cards together or have a fluent reader read them.
5. Have students try to place them in the correct order on the timeline.
6. Check the students' placement of event cards to make sure he or she understands the chronological order of events.
7. Have students read together the cards in chronological order.

Ideas

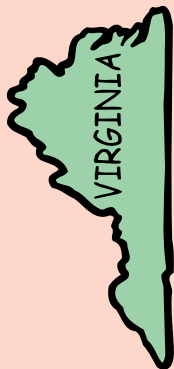
- ★ Laminate timelines and cards and keep in a center for independent practice.
- ★ Be sure to model how to put the cards and timeline together. Tell students to think through what would come first, second, etc. Start with the three-event timeline first. Then progress to the five-event timeline.
- ★ Have students create picture timelines of their own lives or their families' histories using the timeline as a model.



George Washington


Cards for Three-Event Timeline

George Washington was born on February 22, 1732 in Virginia. America was still a colony of England then.




George Washington was the general of the American army during the Revolutionary War. He wanted America to be a

separate country, not part of England.



America became the United States of America. George Washington was elected the first president of the United States in 1789.



Extra Cards for Five-Event Timeline

George Washington married Martha Custis. She had two children.



George Washington was called the "Father of Our Country." The Washington Monument was built to help us remember him.

