


Table of Contents

Introduction	3	March	
How to Use This Book	4	Lion's Mane Cutting Practice	70
Planning Time for Assessments	5	Leaping Lion Cutting Practice	71
Learning to Use Scissors	6	Lion's Main Cutting Activity	72
Cutting Practice	7	Lion Face Color Identification	73
Recording Monthly Cutting Assessments	8	Lion Face Patterns	74
Writing Our Names	9	Lion Habitat Mat	75
Teaching Name Writing	10	Spring Counting Activities	76
Name Writing Assessments	11	Spring Counting Picture Cards	77
The Modern Alphabet	12	Spring Alphabet Games	81
The Traditional Alphabet	13	Spring Alphabet Cards	82
September		Spring Name Writing	85
Fern Cutting Practice	14	April	
Leaf Cutting Practice	15	Grass Cutting Practice	86
September Cutting Activity	16	Butterfly Cutting Practice	87
Fall Color Identification	17	Butterfly Cutting Activity	88
Leaf Patterns	18	Butterfly Color Identification	89
Tree Trunk Mat	19	Butterfly Patterns	90
Fall Counting Activity	20	Branch Pattern	91
Fall Counting Picture Cards	21	May	
Fall Alphabet Games	25	Flower Petals Cutting Practice	92
Fall Alphabet Cards	26	Growing Vines Cutting Practice	93
Fall Name Writing	29	Flower Cutting Activity	94
October		Flower Color Identification	95
Dangling Spider Cutting Practice	30	Flower Patterns	96
Spider Web Cutting Practice	31	Growing Stems Mat	97
Spider Cutting Activity	32	June	
Spider Color Identification	33	Seaweed Cutting Practice	98
Spider Patterns	34	Fish Cutting Practice	99
Spider Web Mat	35	Fish Cutting Activity	100
November		Fish Color Identification	101
Feather Cutting Practice	36	Fish Patterns	102
Turkey Trot Cutting Practice	37	Fish Bowl Mat	103
November Cutting Activity	38	Summer Counting Activity	104
Feather Color Identification	39	Summer Counting Cards	105
Feather Patterns	40	Summer Alphabet Games	109
Turkey Mat	41	Summer Alphabet Cards	110
December		Summer Name Writing	113
Snipping Wreath Cutting Practice	42	July	
Wreath Cutting Practice	43	Fireworks Cutting Practice	114
Hand Wreath Cutting Activity	44	Shooting Fireworks Cutting Practice	115
Bow Color Identification	45	Sparkling Fireworks Cutting Activity	116
Bow Patterns	46	Fireworks Color Identification	117
Wreath Mat	47	Fireworks Patterns	118
Winter Counting Activities	48	Fireworks Mat	119
Winter Counting Picture Cards	49	August	
Winter Alphabet Games	53	Sun Rays Cutting Practice	120
Winter Alphabet Cards	54	Sun Cutting Practice	121
Winter Name Writing	57	Sun Rays Cutting Activity	122
January		Sun Shapes Color Identification	123
Tassel Cutting Practice	58	Sun Patterns	124
Rolling Yarn Cutting Practice	59	Daytime Mat	125
Glove Cutting Activity	60	Appendix	
Hat Color Identification	61	Number Book or Cards	126
Hat Patterns	62	Alphabet Book or Cards	132
Snowman Pattern	63	Color Spinner	141
February		Color Cube	142
Arrow Cutting Practice	64	Individual Assessment Form	143
Following Your Heart Cutting Practice	65	Group Assessment Form	144
"I Love You" Cutting Activity	66		
Heart Color Identification	67		
Conversation Hearts Candy Patterns	68		
Candy Box Mat	69		

Fish Color Identification

Materials

- Fish Patterns (page 102) in red, yellow, blue, green, orange, purple, pink, brown, black, and white, one of each for every child
- Fish Bowl Mat (page 103) traced, cut, or copied, for each child
- Resealable bag for each child
- Individual or Group Assessment Forms (pages 143–144)



Procedure

Cut enough fish shapes so that each child can have two of every color. Copy and cut out a fish bowl for each child. Divide the class into groups of three to five children that are at similar levels. Work with one group at a time, while the remaining students are working independently.

***Teacher's Note:** When students have mastered the identification of the colors, begin to work on reading the color words. Use only white fish shapes and write a different color word on each one.*


Assessment

Give each child a fish bowl and their assortment of colored fish. Explain that the object of the game is to place the correct color fish on the fish bowl. State a color, or have each child take a turn rolling a colored die, or use a spinner that lands on the colors with which you are working. Give each child several turns by playing the game two or three times. When a child selects the correct color, circle the color on his or her assessment form.







Enrichment

In a resealable bag, send home the fish, the fish bowl mat, and a copy of the directions below.

Directions: Play a color recognition game with your child. Ask your child to place the fish and the fish bowl on the floor in front of him or her. As you call out a specific color, ask your child to find that color fish and place it on the fish bowl. Continue until all the colored fish have been placed on the fish bowl. This game provides practice with color recognition.



Fish Patterns



Fish Bowl Mat

