



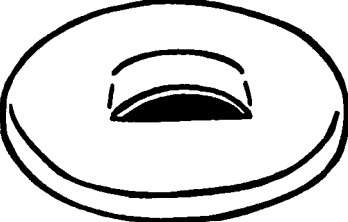









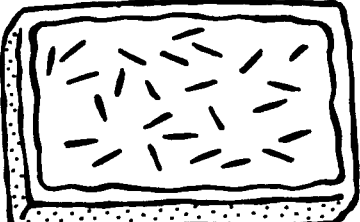


Table of Contents

Introduction	3	Laundry Day	24
Visual Discrimination		Hot and Cold	25
Get in Shape	4	Bubble Bath	26
Same and Different	5	Sleep Tight	27
Fruity Fun	6	Around the Town	28
Blast Off	7	Matching Opposites	29
Can't Catch Me!	8	Opposites Attract	30
Cookie Cutter Fun	9	Opposites	31
Tea Time	10	What's the Opposite?	32
Back Together Again	11	Make the Opposite	33
		Game Cards	34–38
Positional Words		Left and Right	
Where is the Ball?	12	Hand and Hand	39
Clean Up!	13	Barnyard Animals	40
Triple Scoop	14	Set the Table	41
Springtime	15	Buckle My Shoe	42
Where's the Bear?	16	Parking Lot	43
Playing at the Park	17	Waiting Your Turn	44
All About Me	18	My Hands	45
Opposites		Extra! Extra!	46
Here or "To Go"?	19	A Journey	47
Picking Apples	20	Fish Bowls	48
Need a Refill?	21		
Hickory, Dickory, Dock	22		
Hey Diddle, Diddle	23		

Name _____

Cookie Cutter Fun



Directions: Draw a happy ☺ face in the circle in front of each row if the cookie shape matches its cookie cutter. Draw a sad ☹ face in the circle if the cookie and the cutter do not have the same shape.

Name _____

Hot and Cold



Directions: Look at the items above. Use a red crayon to color the items that could be hot. Use a blue crayon to color the items that could be cold.