

Table of Contents

Introduction	3
Alphabet Sequencing	4
Practice 1	4
Practice 2	5
Practice 3	6
Practice 4	8
Practice 5	9
Practice 6	10
Practice 7	12
Before and After	14
Practice 8	14
Practice 9	15
Practice 10	16
Practice 11	17
Practice 12	18
Practice 13	19
Practice 14	20
Practice 15	21
Practice 16	22
Beginning, Middle, and End	24
Practice 17	24
Practice 18	27
Practice 19	28
Practice 20	30
Practice 21	31
Practice 22	32
Ordinal Numbers	34
Practice 23	34
Practice 24	36
Practice 25	37
Practice 26	38
Practice 27	39
Practice 28	40
Practice 29	42
Practice 30	43
Answer Key	44

Beginning, Middle, and End




Circle the **beginning** of each life cycle with a red crayon.

Circle the **middle** of each life cycle with a green crayon.




Circle the **end** of each life cycle with a blue crayon.






Life Cycle of a Butterfly



Life Cycle of a Frog



Life Cycle of a Chicken



Ordinal Numbers

Look at the pictures in each row.

Draw a circle around the person who is **first**.

Draw a line under the person who is **second**.

Draw an X on the person who is **third**.

