

WR 191




CIRCUS

GRADES
Pre-K-K




LEARNING WITH NUMBERS



Teaches
Number Recognition
Writing Numerals
Counting and
Working with
Numbers up to 20

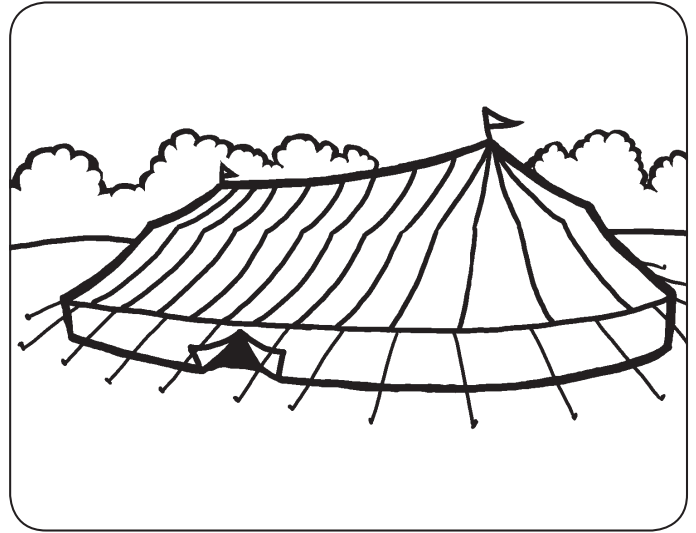
PLUS:
20 Number Story
Mini-books



Name _____


1

Look at the picture.
How many Big-Top
tents do you see?



One Big-Top tent

Circle the thing that is on top of the clown.

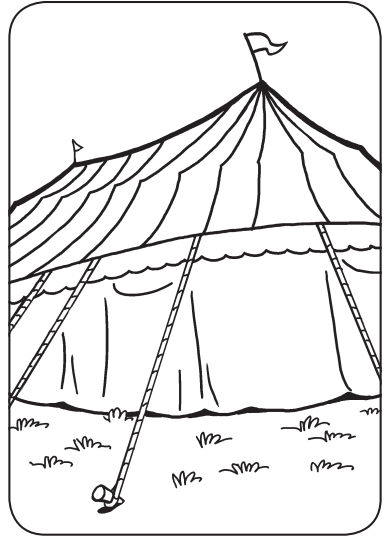


Name _____

Let's Practice!

Trace the number.

Then write some of your own.



Handwriting practice lines consisting of a solid top line, a dashed middle line, and a solid bottom line. A vertical dashed line is drawn on the left side, extending from the top line to the bottom line.

Handwriting practice lines consisting of a solid top line, a dashed middle line, and a solid bottom line.

Trace the number word. Then write it on your own.


one

Handwriting practice lines consisting of a solid top line, a dashed middle line, and a solid bottom line.

Name _____

Let's Color!




Color the number
and the picture.



Name _____

Let's Count!

Circle the boxes that show 1.



© Weekly Reader Corporation