

Thank you for downloading this free product! If you have any questions or problems please contact me at lessonsforlittleones@gmail.com .

Terms of Use

Thank you for purchasing this product! If you have any questions or experience any problems please email lessonsforlittleones@gmail.com.

You may:

- Use this item for your own personal or classroom use. This includes printing copies for use in your classroom by your students.
- Purchase additional licenses for others at a discount.
- Blog or post on social media about the use of the product sharing the COVER PAGE ONLY and you must provide a link for purchase to our store.

You may not:

- Copy or give this item to others.
- Every page of this document is copyrighted. You may not remove the copyright.
- Post this document or any part of it online, including websites, classroom websites, or district websites. Uploading this document to the internet is strictly prohibited.
- Benefit financially from this resource in any way.
- Copy or modify any part of this document.
- Offer this document or any part of this document to others for free or for sale.

This is a sample pack from my [Dog-Themed Summer Bulletin Board Resource](#). Upgrade to the resource to receive 5 time-saving bulletin board titles plus additional printable dog patterns and 4 different styles of sunglasses that students can mix and match to create their own dogs! Allows for student choice and creativity!



You may also like my [Dog Themed Back to School Pack](#). It includes everything you need to have a "paws"itively great back to school including classroom decor, welcome letters, first day of school activities, first day awards, and more!



Directions

There are two different types of dog patterns from which to choose - black/white and color. If you wish to have students color and decorate the dogs as well as write on the bones, use the black and white dogs from pages 4-9. If you are in a time crunch or just wish students to focus on the writing, use the color dog patterns from pages 10-15.


There are also two different writing options from which to choose.

Option 1: The sentence starter is "During the summer I like to" (pages 4-6 & 10-12). Have students finish the sentence with activities that they like to do during the summer months. They can also draw pictures to illustrate their sentences. This option is perfect for the end of the school year, during summer school or summer camp programs, etc.

Option 2: The sentence starter is "This summer I" (pages 7-9 & 13-15). Have students finish the sentence with something that they did over the summer. This option is perfect for the beginning of the school year, end of summer school, end of a summer camp program, etc. **OR** have students finish the sentence with their goals for the summer. This option is perfect for the end of the school year, during summer school or summer camp programs, etc. They can also draw pictures to illustrate their sentences.

Give each student a dog pattern. Have them finish the sentence on the bone, illustrate it if desired, color their dog if using the b/w patterns, and cut it out. Hang them on a bulletin board entitled "The Dog Days of Summer".










This summer I




This summer I



This summer I






During the summer I like to



During the summer I like to







This summer I

credits

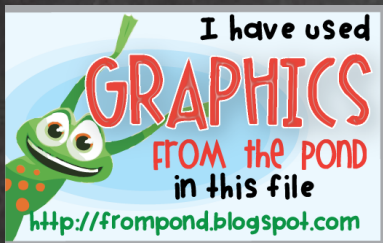
Created by

Tina O'Block, [Lessons for Little Ones](#)



CLICK HERE to follow my store and be the first to know about new discounts, freebies, and product launches!

Graphics by



connect with me:

