

Thank you for downloading these free patterns! If you have any problems or questions please contact me at lessonsforlittleones@gmail.com.

Directions

Print the face pattern onto light colored paper. Print the hat pattern and the tassel patterns onto colored paper. Cut apart the tassels and give one to each student along with a face and hat. Students draw themselves on the face and cut it out. They then cut out the hat and glue it on their head. Lastly they cut out the tassel and glue it onto the hat. Hang them up on a bulletin board entitled "Grinning Graduates".

You may also like:

[My collection of editable diplomas, certificates, & graduation invitations](#)
(secular & non-secular versions available)




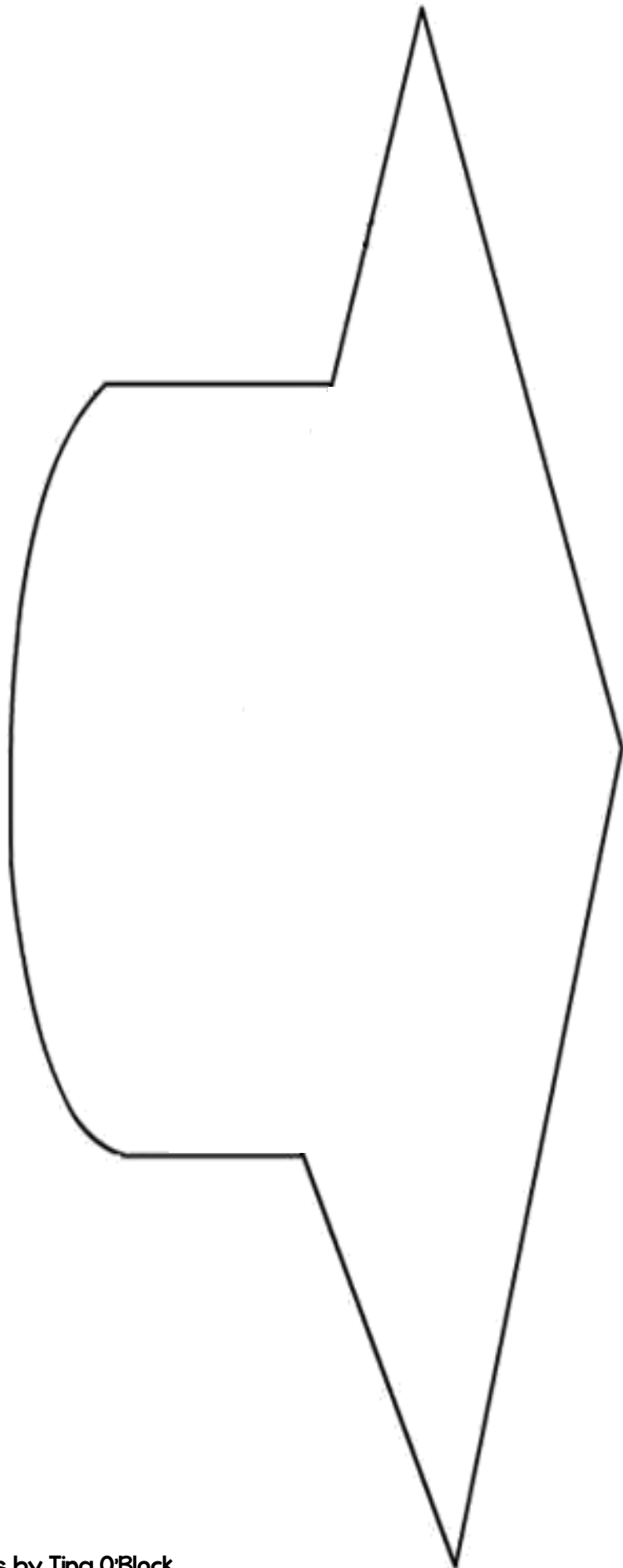
If you would like the My Favorite Memory certificate writing prompt and bulletin board letters / title shown below as well as 2 more end of the year bulletin board ideas with:











- Full instructions and pictures
- Patterns
- Printables and writing prompts
- Bulletin board letters / titles in full color and black / white

view my [End of the Year Bulletin Boards & Craftivities Kit](#)



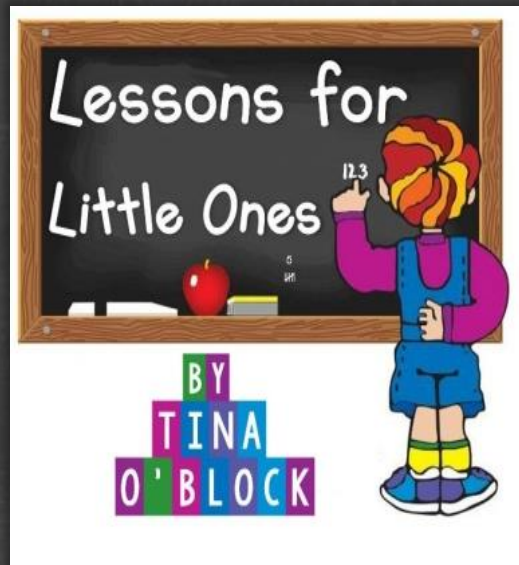






credits

Created by
Tina O'Block, [Lessons for Little Ones](#)



connect with me:

