

I AM A SCIENTIST

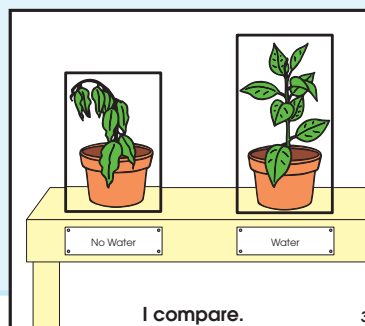
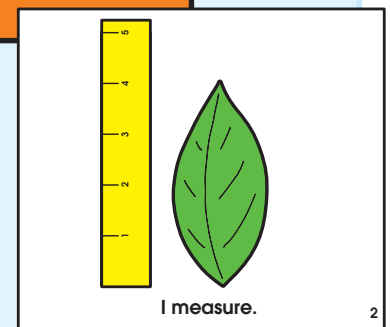

Boost youngsters' scientific self-esteem and reinforce process skills with this booklet about being a scientist. In advance, gather a small photo of each child in your class; then duplicate pages 4–8 to make a class supply. Cut out the opening in the booklet backing on page 8 for each child; then tape each child's picture behind the opening. Distribute page 8 and the remaining pages (pages 4–7) to each child and have her color them as desired. To make the booklet cover, have each student cut out the text box and glue it in the space provided and then write her name on the line. Next, have her cut out each booklet page and matching patterns and then glue the patterns in the appropriate spaces on each page. Help the student sequence the pages behind the cover and then staple them along the left-hand side. Invite student partners to read their booklets to each other. Then have students take their booklets home to share with their families.

EXTENSION ACTIVITY

Ask youngsters to brainstorm a list of other classroom items they can observe, measure, or compare; then record their answers on a chart.

DID YOU KNOW?

- Observation involves using one or more of the five senses to gain information.
- Measurement compares objects to standard units (inches or feet) or nonstandard units (cubes or paper clips).
- Controlling variables (such as withholding water from one plant) affects the outcome of experiments.
- Other science process skills include classifying, predicting, and graphing.





Booklet Cover and Pattern

Use with "I Am a Scientist" on page 3.

Glue title here.

by



©The Education Center, Inc

**I AM
A SCIENTIST**