



Monkeys on the Moon

Initial consonants: *c, m, w*

Instructions:

1. Carefully tear out the “Monkeys on the Moon” file folder center from the back of the book. If desired, laminate the folder for durability.
2. Carefully tear out page 39. Cut out the cards. If desired, laminate the cards for durability. Place the cards in a zippered plastic bag. Copy the bag label at the bottom of this page. Tape it to the outside of the bag to help you easily identify the contents and the file folder center to which the bag belongs. (Program the blank cards and use them as replacements when needed. For additional reproducible blank cards, see page 31.)
3. Make a class supply of the bonus practice page on page 12. After a student has completed the file folder center, have him complete a copy of the practice page for more independent skill practice.
4. Use a clothespin or large paper clip to attach the bag to the folder. If desired, place the supply of practice pages inside the folder.



Bag Label

Monkeys on the Moon

Initial consonants: *c, m, w*

To Adapt:

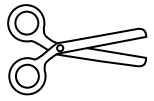
To increase the difficulty level, try this simple adaptation. Make three copies of the corresponding strip of blank cards on page 31. Cut the cards apart. Program each card with a different word representing each picture card on page 39. Remember to program the back of each card with the appropriate initial consonant for self-checking. Place the word cards in the zippered plastic bag along with the picture cards.

To complete the center, each student completes the activity as originally directed, sorting each picture card atop the correct spaceship. Then he chooses a word card and places it atop the corresponding picture card. Have him turn the card over to check. Conclude by having him read the words on each spaceship.

For more advanced students, replace the picture cards with the word cards and have each student complete the activity as directed, sorting only the words.

Name _____

Initial consonants: c, m, w




Cut.

Blast Off!



Name each picture.



Glue to match.

Three rockets are shown, each with a large letter at the top and three empty rectangular boxes below for labeling. The letters are 'c', 'm', and 'w'. A monkey astronaut is peeking from behind the 'w' rocket, and another monkey astronaut is floating in space between the 'c' and 'm' rockets. There are several stars scattered around the rockets.

©The Mailbox® • Language Arts File Folder Centers • TEC60926
