




Skills Grid

	Groundhog Day	Valentine's Day	Presidents' Day	Dental Health	Centers	Circle Time & Games	Learning Center: Where's the Candy?	Learning Center: Sounds Like Tooth	Ready-to-Go Skills Practice
Literacy									
identifying color words		23							
skills review		26							
beginning sound /h/		33							
beginning sound /v/		34							
print awareness			36						
beginning sound /t/				49				82	
beginning sound /sh/					60				
matching lowercase letters					61				
positional words <i>in</i> and <i>out</i>							74		
Language Development									
oral language	18			43					
descriptive language				44					
Math									
visual discrimination	21	32							
matching numbers		22							
one-to-one correspondence		25							
skills review		26							
shapes		31							
sorting			37						
color recognition			38						
number sets				42					
sorting by color					60				
matching sets					62				
number awareness						66			
counting						67			
Science									
observe changes in materials		24							
data collection				45					
Physical Health & Development									
fine-motor skills		22	36	45	61, 62				
gross-motor skills		24							
nutrition				42					
oral hygiene				43					
tracing									90, 91, 92
cut and glue									93, 94, 95, 96
Creative Arts									
use a variety of materials		23							
participate in song		25							
dramatic play		26							
painting			37						
drawing			38						
Social & Emotional Development									
self-esteem						66			
understanding feelings						67			
Approaches to Learning									
predictions	18								
memory				44					



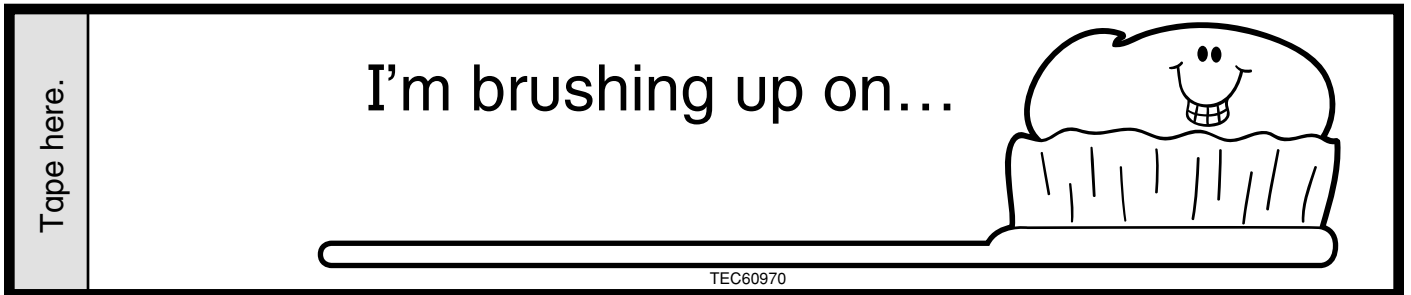
Medallion

Tape to a child's clothing or to a crepe paper necklace.



Wristband

Write a skill in the space. Tape the ends together where shown.



Headband

Glue to a construction paper strip sized to fit around a child's head.



©The Mailbox® • Organize February Now!™ • TEC60970

Valentine's Day



Physical Health
& Development

Fine-motor skills



Chain of Love


Little fingers get a workout with this pretty paper chain. Give each child a 1½" x 12" strip of construction paper in a valentine color, such as red, pink, purple, or white. Invite her to decorate the strip. Then help each child, in turn, staple her strip into a link to create a class chain as shown. Hang the chain over your door for a lovely Valentine's Day decoration.

Matching numbers

Math

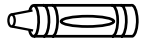

Centered on Hearts

Remove the numbered heart cards from an old deck of playing cards. Cut each card in half with a different simple puzzle cut; then place the pieces in a center. Ask a child to assemble each puzzle, making sure the numbers on each card half match. For an added challenge, have students identify the numbers as they work.



Heart Partners

Name _____



Color the two hearts in each row that are the same.
