




We Are Nuts About Rhyming

Encourage pairs of students to work together to name a group of words that rhyme. Have the twosome write and illustrate each word on a separate acorn cutout (pattern on page 84). Display each set of acorns and an enlarged copy of the squirrel pattern on page 85 for a rhyming reference.



Constitution Day (September 17) is a great time of year to display patriotic symbols. Give each student a copy of a United States symbol card (page 86) and help her write about it. Then have her glue the card and her writing to a sheet of construction paper. If desired, have her embellish her paper with star stickers. Finally, post the completed work for a great USA display!

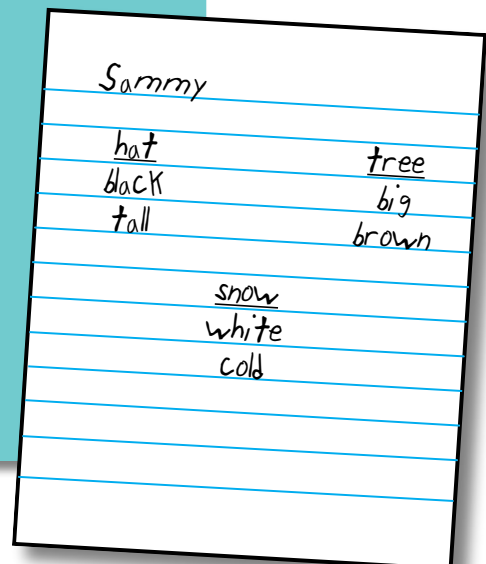


This simple display encourages reading and writing during the winter season. Have students help you create a winter scene on a board using an enlarged copy of the snowpal pattern on page 94. Attach word cards and a title. Encourage youngsters to read the words and use them when they write.

Use the snowpal cutout again. See page 25.


Student Activities

- **Writing:** Have each student choose three words from the display and incorporate them into a short story.
- **Writing to a prompt:** Ask each student to choose and respond to a prompt such as one of the following:
 Winter is a busy time.
 Making a snowman is so much fun!
 There are lots of things to do when it is cold outside.
- **Describing words:** Have each student copy three words from the display and write two descriptive words for each one.



Balloon Pattern

Use with the birthday display on page 13 and "Best Wishes for the 100th Day!" on page 35.



TEC61092