



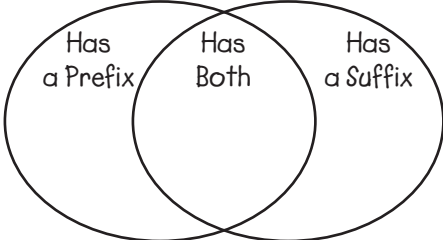

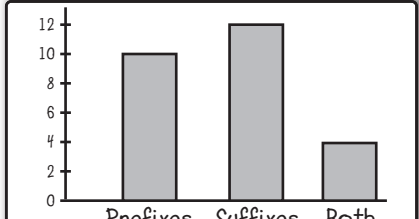
Prefixes and Suffixes

Name _____

Date _____



Choose ____ or more activities to do.
When you finish an activity, color its number.

<p>1 Flip a coin ten times. Each time it lands on heads, write a word with a prefix. Each time it lands on tails, write a word with a suffix.</p> 	<p>2 Add the prefix <i>un-</i> or <i>re-</i> and the suffix <i>-able</i> or <i>-ful</i> to each base word. Write each word in a different sentence.</p> <p style="text-align: center;">place</p> <p style="text-align: center;">help</p> <p style="text-align: center;">break</p>	<p>3 Tell a classmate two ways prefixes and suffixes are alike and two ways they are different. Then write a letter to your teacher to explain what you shared.</p>								
<p>4 Make a Venn diagram like the one shown. Write three or more words in each section.</p> 	<p>5 Do the practice page "In the Desert."</p> 	<p>6 The suffixes <i>-ful</i> and <i>-less</i> have opposite meanings. Write three pairs of antonyms that use the suffixes. Draw pictures to show the meaning of each pair.</p> <div style="border: 1px solid black; padding: 5px; text-align: center;"> <p>careful careless</p> </div>								
<p>7 Add the prefix <i>dis-</i>, <i>mis-</i>, or <i>un-</i> to each word. Cut out the words, sort them by prefix, and glue them to another sheet of paper.</p> <p>place like fold use cover obey kind behave</p>	<p>8 Make a poster that shows how prefixes and suffixes change the meaning of words.</p>	<p>9 Read three pages of a story. Write each word that has a prefix or suffix. Make a graph that shows your results.</p>  <table border="1" style="display: none;"> <caption>Graph Data</caption> <thead> <tr> <th>Category</th> <th>Count</th> </tr> </thead> <tbody> <tr> <td>Prefixes</td> <td>10</td> </tr> <tr> <td>Suffixes</td> <td>12</td> </tr> <tr> <td>Both</td> <td>4</td> </tr> </tbody> </table>	Category	Count	Prefixes	10	Suffixes	12	Both	4
Category	Count									
Prefixes	10									
Suffixes	12									
Both	4									

Choose & Do: Language Arts • ©The Mailbox® Books • TEC61226 • Key p. 94

Note to the teacher: Program the student directions with the number of activities to be completed. Then copy the page and page 56 (back-to-back if desired) for each student.

Prefixes and Suffixes

Name _____

Date _____


In the Desert

Write a word for each clue.


Hint: pay attention to the base word in each clue to make each word.

Trace each prefix with an orange crayon.


Trace each suffix with a brown crayon.



1. the opposite of *connect*

_____  _____

2. not *aware*

_____  _____


3. in a *calm* way

_____  _____


4. in a *free* way

_____  _____

5. full of *help*

_____  _____

6. full of *color*

_____  _____


7. *lead* the wrong way

_____  _____

8. able to be *chewed*


_____  _____

9. *judge* before

_____  _____

10. *write* again

_____  _____



Why is it hard to see a camel in the desert?

To solve the riddle, write each circled letter from above in order on the lines below.

They are " _____ - _____ d"!