



-at

bat

cat

fat

hat

mat

pat

rat

sat

brat

chat

flat

that

-at

## A Toy for Cat

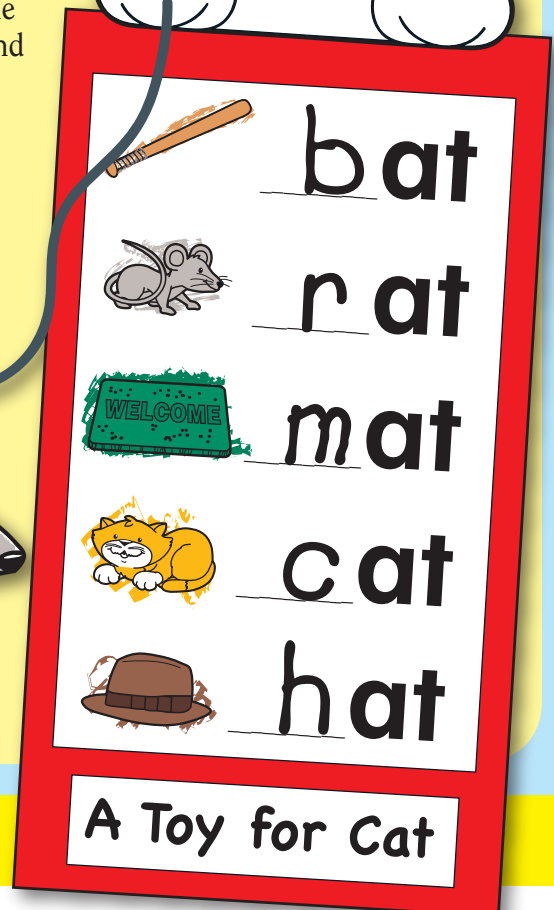
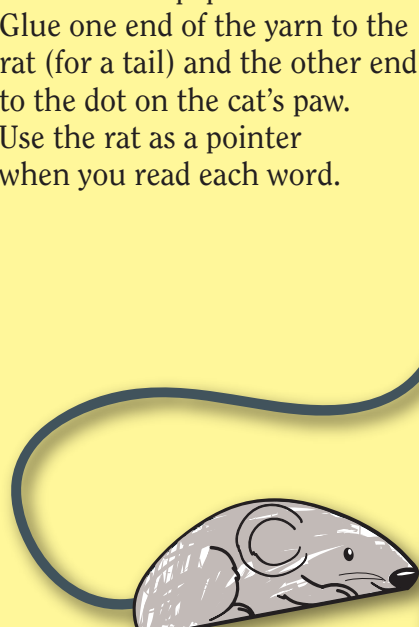

This playful review of *-at* words pairs a colorful cat and a cute rat! Give each child a copy of page 18. Have her name the pictures on the word card and write the missing letters.

### Materials for one:

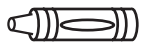
completed copy of page 18  
5" x 9" strip of construction paper  
8" yarn length  
scissors  
glue

### Steps:

1. Cut out the patterns, the label, and the word card.
2. Glue the cat cutout, the label, and the word card to the construction paper as shown.
3. Glue one end of the yarn to the rat (for a tail) and the other end to the dot on the cat's paw.
4. Use the rat as a pointer when you read each word.



# Snack for Rat



Color the pictures in the **at** word family.

Read the **at** words.

