

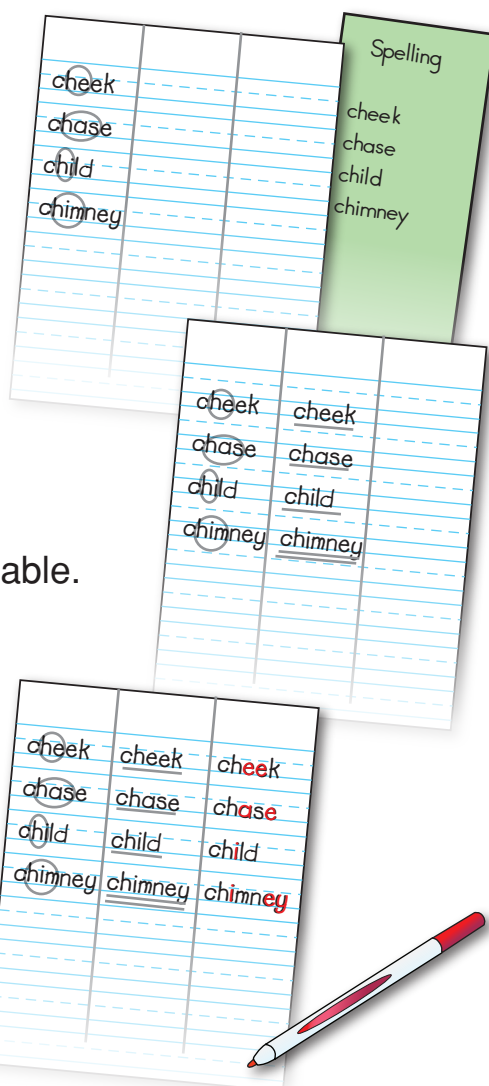

# Spelling

## What You Need

spelling list  
lined paper  
crayon or marker

## What You Do

- 1 Draw 2 lines.
- 2 Write each word from the list in the first column. Circle any small words you see within your spelling words.
- 3 Write each word from the list in the second column. Draw 1 line for each syllable.
- 4 Write each word from the list in the third column. Use the crayon or marker to trace the vowels in each word.




# Dictionary

## What You Need


dictionary  
paper

## What You Do

1 Draw 1 line.



2 Draw 3 more lines.




3 Copy each topic.

<u>food</u> cake	<u>animal</u> ~~~~~	<u>month</u> ~~~~~	<u>color</u> ~~~~~
<u>sport</u> ~~~~~	<u>place</u> ~~~~~	<u>clothing</u> ~~~~~	<u>season</u> ~~~~~

4 Write a word for the first topic.

5 Find it in the dictionary.



6 Write its page number.

<u>food</u> cake page 77	<u>animal</u> ~~~~~	<u>month</u> ~~~~~	<u>color</u> ~~~~~
<u>sport</u> ~~~~~	<u>place</u> ~~~~~	<u>clothing</u> ~~~~~	<u>season</u> ~~~~~

7 Repeat Steps 4–6 for each topic.